


[Click Here to Watch the Video](#)



- Ergonomic tool to move drum dollies
- Clamps onto various dollies
- Drum is far more stable because force is applied below the center of gravity
- Reduces risks to workers
- Helps prevent accidents

## Helps You Prevent Accidents !

Someone left a dock leveler slightly raised, and . . .



. . .but it's no problem for the **Clamp+GO** !



## New **Clamp+Go**™ Dolly Handle

Model 24 (Patent Pending)

Reduce risks to workers with the ergonomic and safety conscious Morse **Clamp+Go**™ Dolly Handle. Attach **Clamp+Go**™ to the sidewall of your drum dolly with a downward push to engage the quick-coupling mechanism. Then pull or push to move your drum around. Easily move into and out of confined areas.

Increase worker safety by moving drum dollies with the **Clamp+Go**™. Don't risk catching your fingers between the drum and other objects. Your drum is far more stable because you apply even force below the drum's center of gravity.

For safety reasons, use caution to maintain control and avoid tipping when pushing at the top of your drum to move a drum dolly. Lateral force at the top of the drum shifts over 70% of the weight to the front dolly wheels. This can make the dolly difficult to control, and potentially hazardous without warning - even topple over, especially if the dolly wheels hit an obstruction, a hole in the floor, or while descending a slope.

Decrease the risk of this happening by attaching the **Clamp+Go**™ to the drum dolly. You then pull from the bottom of the drum to move it around, with weight far more evenly distributed on all dolly wheels. You have greater control, and significantly reduce risk of tipping.




The **Clamp+Go**™ can be used with round drum dollies of various sizes. Move the quick-pin to adjust for 2", 2.5" or 3" (5.08, 6.35 or 7.62 cm) tall dolly sidewall. **Clamp+Go**™ works with all Morse round drum dollies, and with many other brands.

Use your steel-toe boot to disengage **Clamp+Go**™ from your dolly. . . then quickly connect to another. Always comply with the maximum capacity of the drum dolly being handled.

For convenient storage, push the **Clamp+Go**™ handle to upright position, and a magnet holds it in place.

**Easier, and More Stable**



With the Morse **Clamp+Go**™ you have greater control, and significantly reduce risk of tipping with the weight evenly distributed across the four dolly wheels. Apply 35 Lb. of pulling force using the **Clamp+Go**™, and a 500 Lb. drum will move from 0 to 3 mph in 5 seconds.

**More Difficult, and Less Safe**



Pushing the top of the drum with the same horizontal force will result in a 73% load shift to the front wheels of the dolly. The dolly can become difficult to control and potentially hazardous - even tip over, especially if the dolly wheels hit an obstruction, a hole in the floor, or you descend a slope.

MADE  
IN  
USA

**Dimensions**

Handle length: 40.3" (102.4 cm)

Adjust for different dolly sidewall heights:

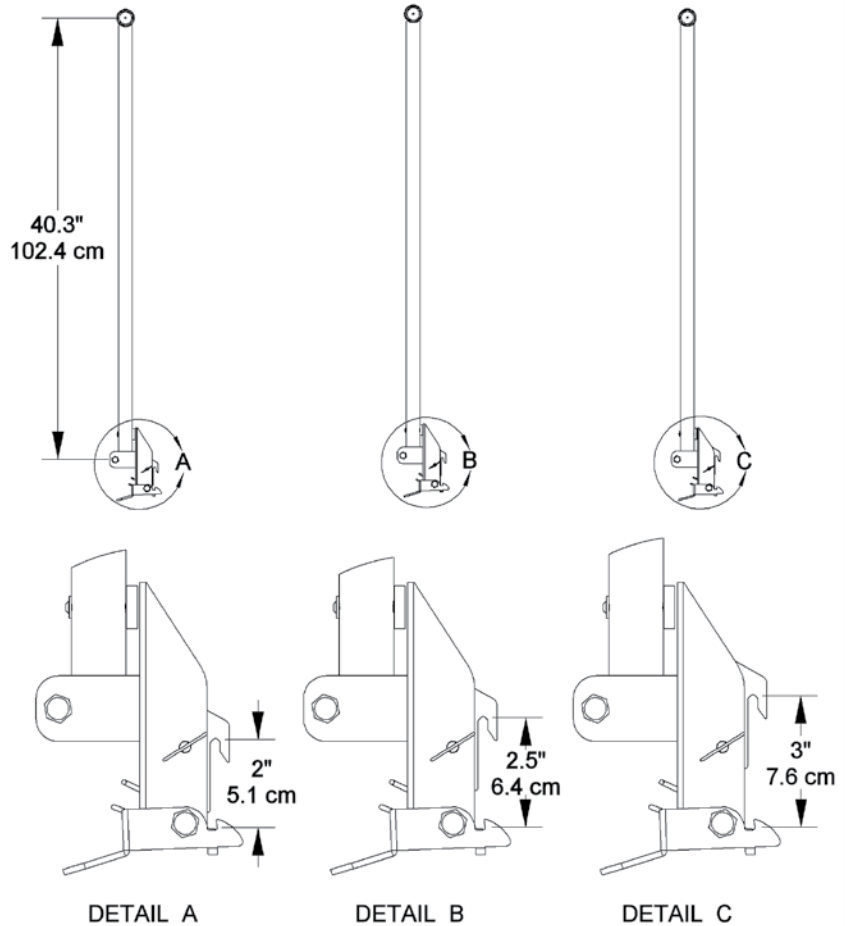
Detail A: 2" (5.1 cm)

Detail B: 2.5" (6.4 cm)

Detail C: 3" (7.6 cm)

Ship weight: 11 Lb. (5 kg)

Ship dimensions: L46" W11" H6"  
(117 x 28 x 15.25 cm)



Please contact your Morse dealer